

# Violence Against Older People in Wales

Dr Alex Walker

Violence Prevention Outcomes Officer

[Alex.Walker2@wales.nhs.uk](mailto:Alex.Walker2@wales.nhs.uk)

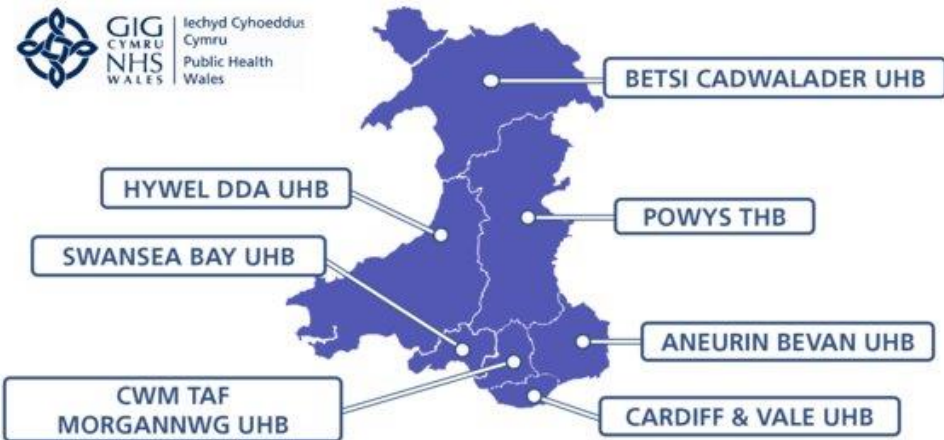


**Uned Atal Trais**  
**Violence Prevention Unit**

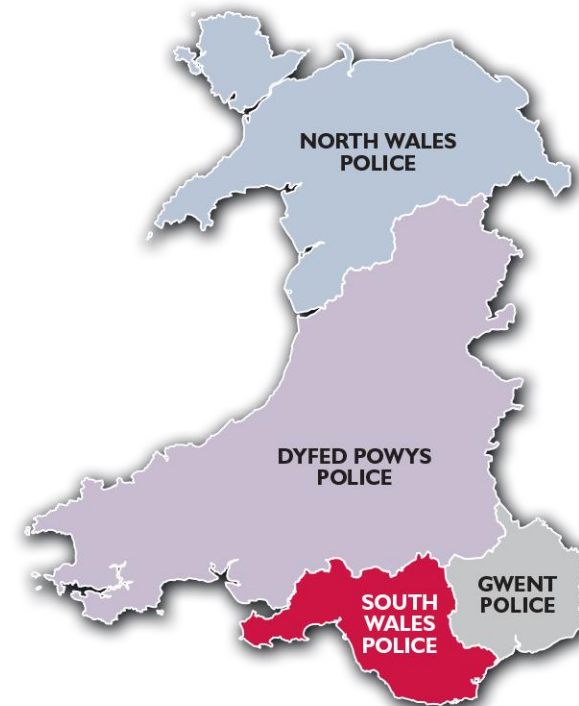


# Older Population in Wales

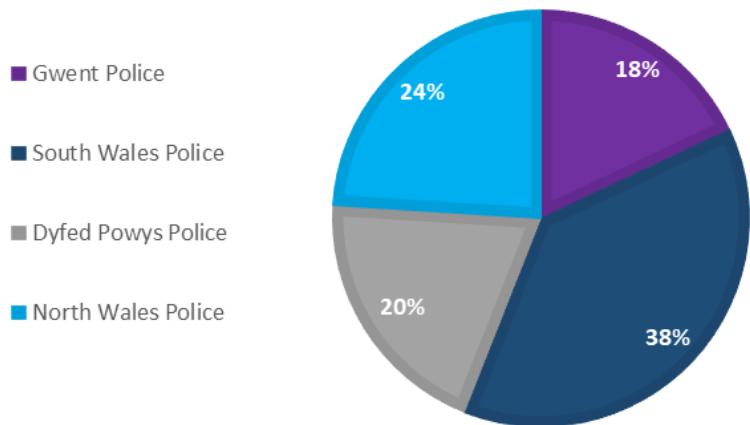
## 7 health boards



## 4 police forces



### PROPORTION OF OLDER PEOPLE IN WALES BY POLICE FORCE AREA



South Wales Police force area had the highest proportion of older people (38%).

When compared to the total population, Dyfed Powys Police have the highest percentage of older people (26%).

Police Force Area	Whole population	Older population	% of older people
Gwent Police	587,700	119,400	20%
South Wales Police	1,317,000	248,200	19%
Dyfed Powys Police	516,000	113,000	26%
North Wales Police	687,000	161,200	23%

Police Force Area	Whole population	Older population	% of older people
Gwent Police	587,700	119,400	20%
South Wales Police	1,317,000	248,200	19%
Dyfed Powys Police	516,000	113,000	26%
North Wales Police	687,000	161,200	23%

# Violence Against Older People in Wales

August 2022

# Violence Against Older People in Wales

August 2023

This  
It is your responsibility  
entrusted to you

**This information is classed as official.**

It is your responsibility to ensure that all information that has been entrusted to you receives the appropriate degree of care and protection.

Please do not share this report without prior approval from the Wales Violence Prevention Unit.

## Assault types included:

- |    |                             |
|----|-----------------------------|
| 01 | Violence against the person |
| 02 | Domestic abuse              |
| 03 | Sexual violence             |

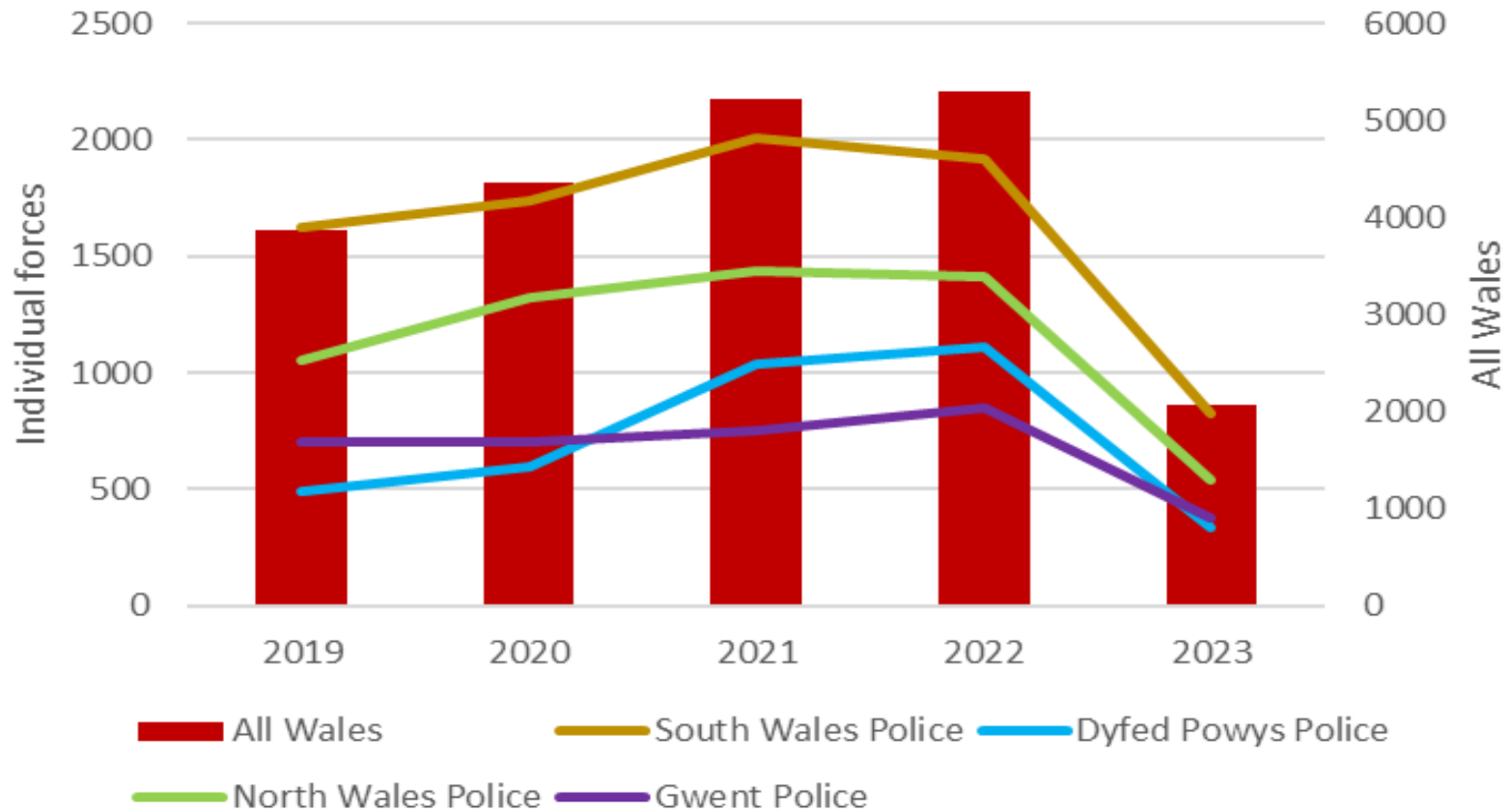
## Data sources included:

- |    |   |
|----|---|
| 01 | South Wales Police                        |
| 02 | North Wales Police                        |
| 03 | Dyfed Powys Police                        |
| 04 | Gwent Police                              |
| 05 | Welsh Ambulance Service Trust             |
| 06 | Digital Health and Care Wales             |
| 07 | Cwm Taf Morgannwg University Health Board |
| 08 | Swansea Bay University Health Board       |
| 09 | Cardiff and Vale University Health Board  |
| 10 | Welsh Women's Aid                         |




# Violence Against Older People

## Violence against the person offences




Police  
data

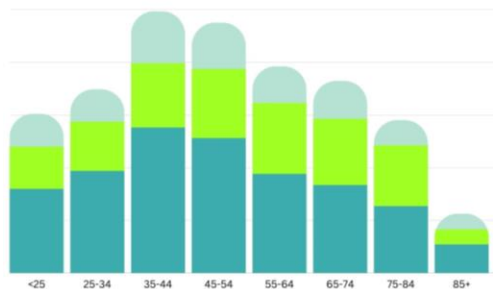


A dwelling was the most commonly recorded assault location. Other assault locations included street, residential institute, retail, medical centre and open public spaces.

There was a nearly equal split between the number of victims who were female, and those who were male.



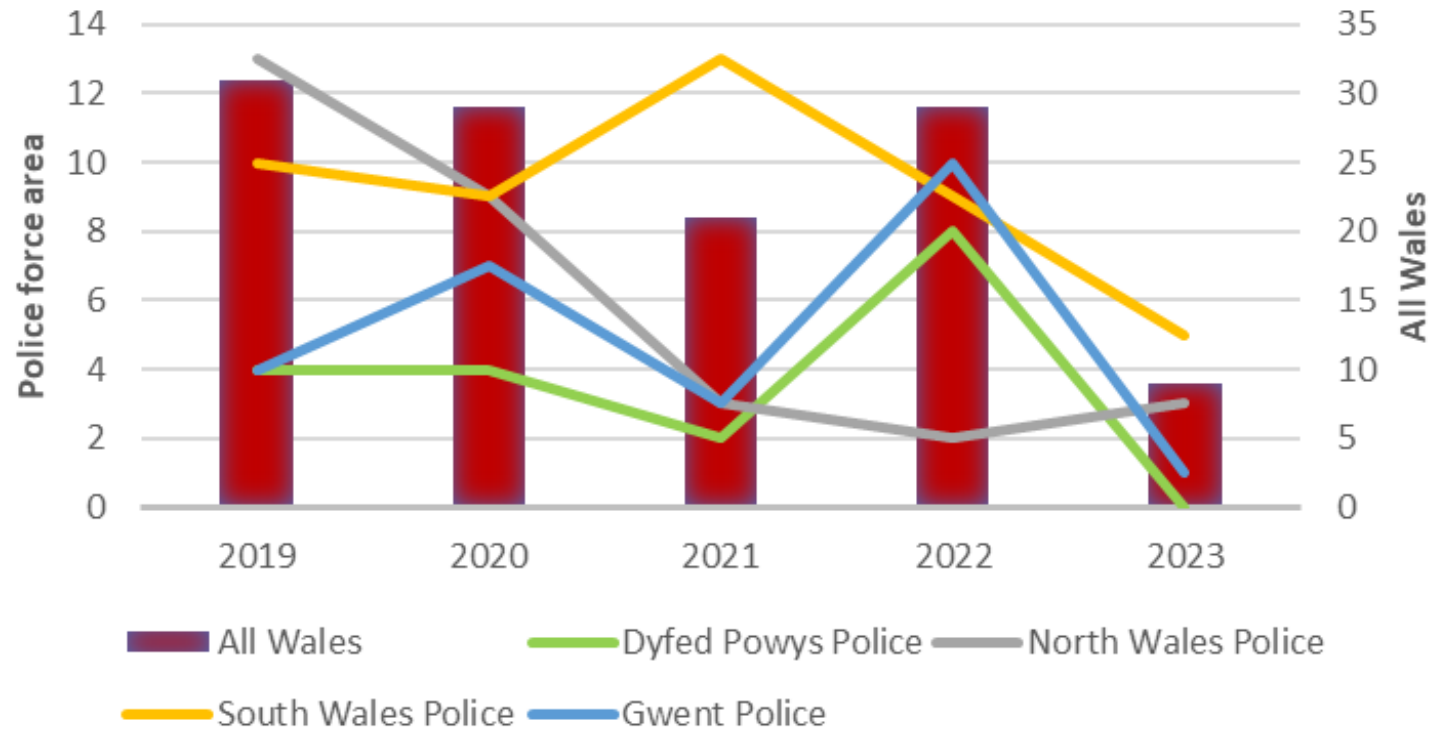
Two thirds of offenders were male.



35-44 year olds made up the highest number of offenders.



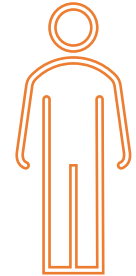
# ASSAULT ADMISSIONS



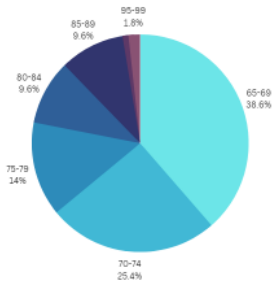
Admissions  
data



The most common type of assault resulting in admittance was bodily force, followed by neglect and abandonment, sharp object assault and blunt objects.

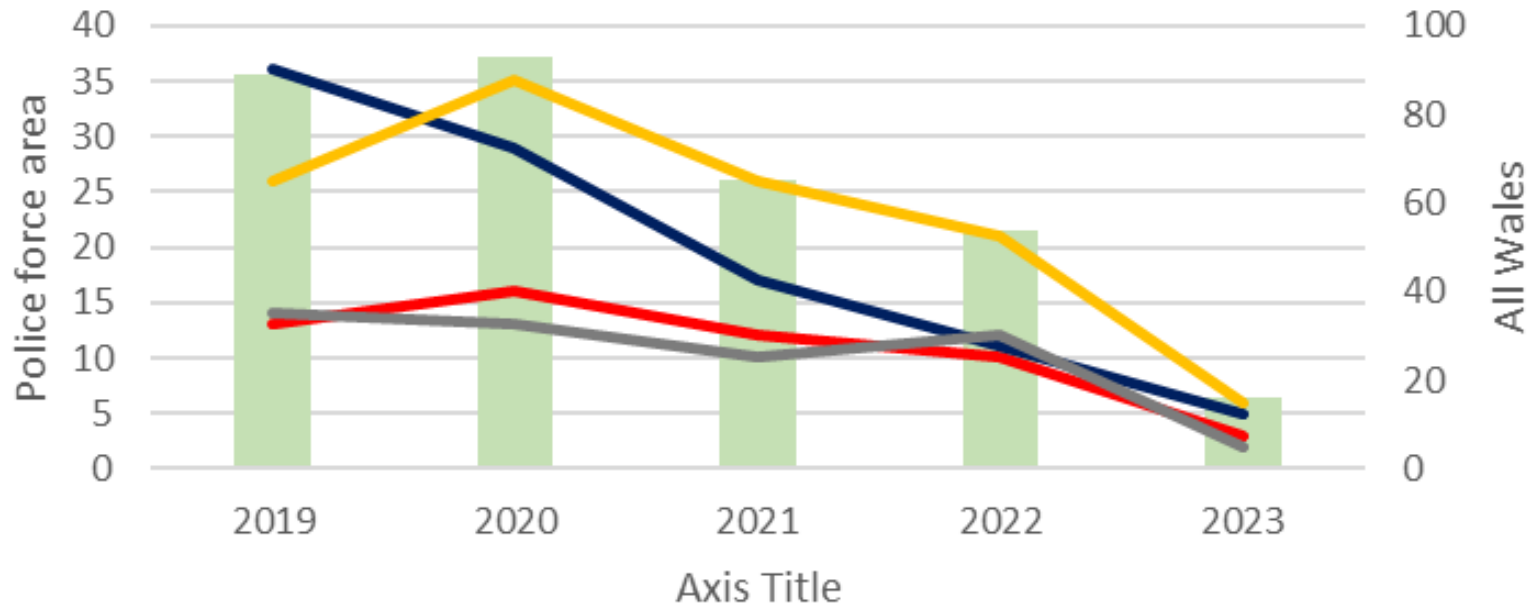


Males made up the majority of assault admittances to hospitals across Wales.



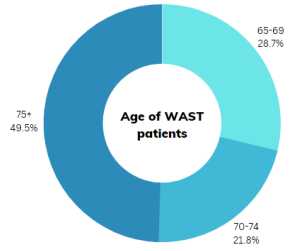
Over a third of admittances were for those aged 65-69. Approximately 2% were aged 90 and over.

## WAST Call-outs




All Wales      Dyfed Powys Police      North Wales Police  
South Wales Police      Gwent Police

WAST data



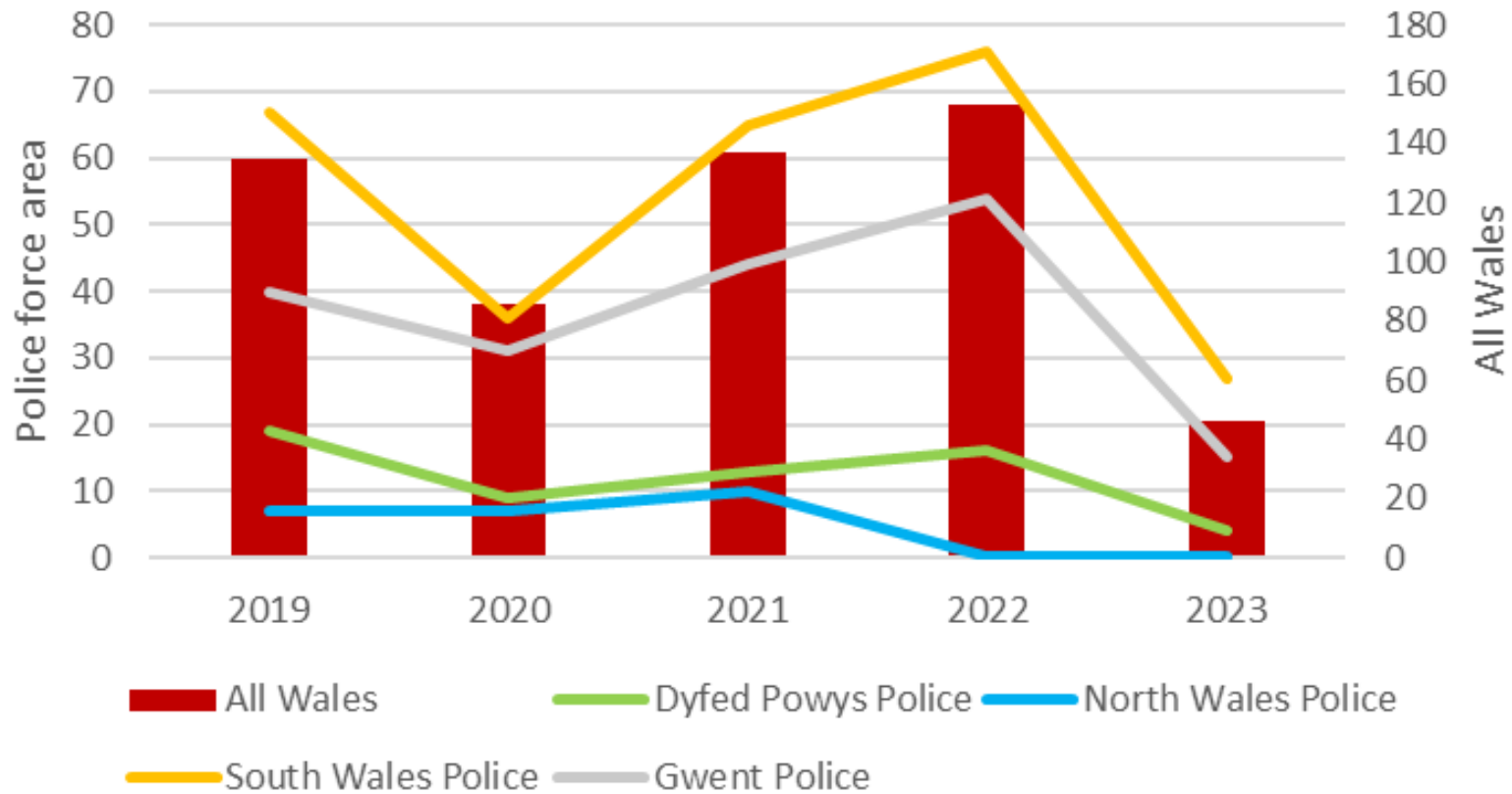
Almost half of call-outs were for patients aged 75+.

There was a nearly equal divide in the number of call outs for males and females.

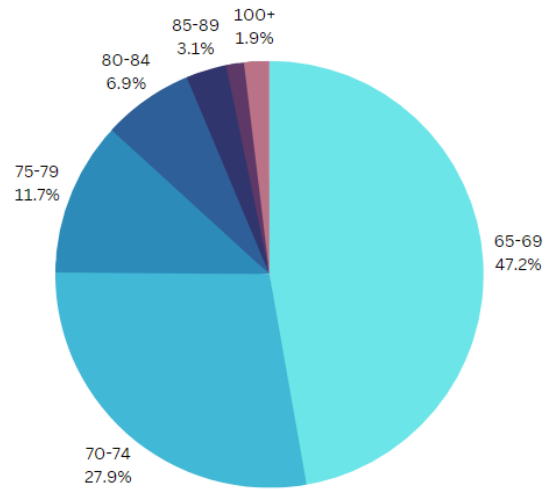


More calls were received between 6pm and 8 pm, on Friday, Saturday and Sunday.

## ED Attendances

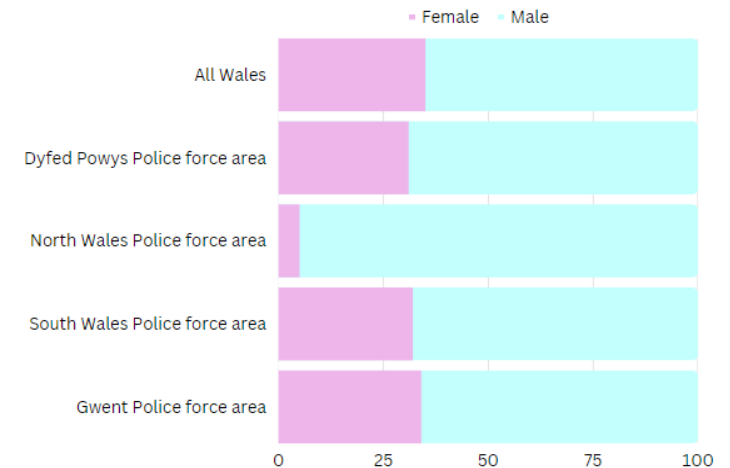


ED  
data



Almost half of ED attendances were patients aged 65-69.  
2% were patients aged 100 or older.

Males made up the majority of ED assault attendances to hospitals across Wales. Significantly less females attended EDs in North Wales Police force area.





# Wales Violence Prevention Portal

**20549**  
Total ED Records

- Data is currently available for period Jan 2018 to Feb 2023.
- Covers assault attendances at hospitals within Wales, and attendances at other hospitals within TIIG coverage areas where the patient stated a resident address within Wales.
- Location of patient's residence is reported at LSOA level.
- Currently includes health data from the South Wales Police force area including the following Local Health Boards:
  - Cardiff & Vale University LHB,
  - Cwm Taf Morgannwg University Local Health Board,
  - Swansea Bay University Local Health Board,

**9662**  
Total WAST Records

- Data is currently available for period Jan 2018 to Feb 2023.
- Covers ambulance attendances to assault incidents for call out locations within Wales.

**504972**  
Total Police Records

- Data is currently available for period Jan 2018 to Feb 2023.
- Currently covers incidents of violent crime recorded by North Wales and South Wales Police forces.
- Data for the Dyfed Powys, and Gwent Police Force Areas is not yet available in this data hub.

**83569**  
Stop & Search Records

- Data is currently available for period Jun 2019 to Feb 2023.
- Stop and search records include: date and time, LSOA location, ethnicity, gender and age group of the person stopped, and outcome of search.
- Further information about Stop and Search data is available at [data.police.uk/about](https://data.police.uk/about)
- Known issues: Stop and Search data from South Wales Police Force is not currently available for the period August 2022 onwards. Stop and Search data from Dyfed Powys Police Force is not currently available for January 2023.

**Data Source:** Emergency Department Atter

**Date Range Start:** 01/01/2018

**Date Range End:** 30/04/2021

**Time Scale:** Monthly

**Group By:** Age Group

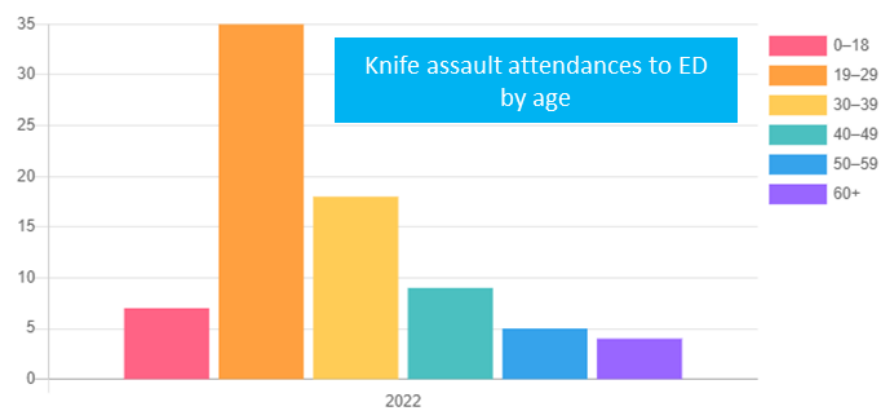
**Filters:**

- Hospital / ED Site
- Local Authority Residence
- Age Group
- Sex
- Ethnicity
- Referral Source
- Assault Weapon
- Alcohol Consumed

Previous Year | 2019 | Next Year

**Legend**

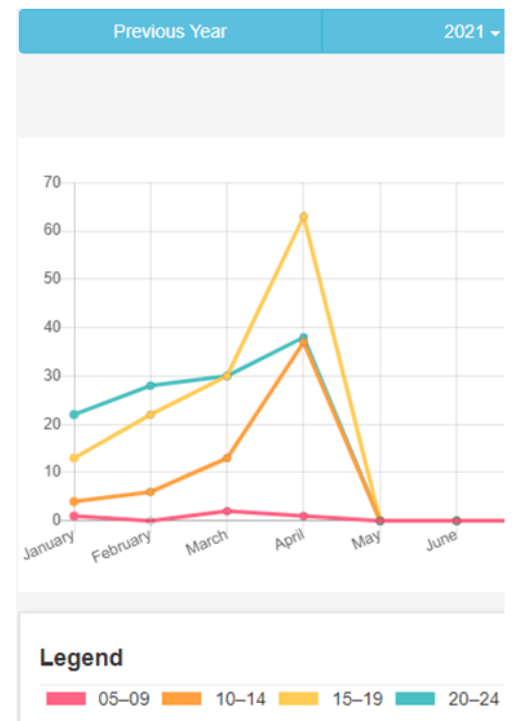
- 05-09
- 10-14
- 15-19
- 20-24



Ambulance Callouts - Patient Group

Category Trends Table

Patient Group	Jul 2022	Aug 2022	Sep 2022	Oct 2022	Nov 2022	Dec 2022
Assault	71 (▲ +7.58%)	84 (▲ +18.31%)	51 (▼ -39.29%)	43 (▼ -15.69%)	41 (▼ -4.65%)	29 (▼ -29.27%)
Assault: Stab/Knife	49 (▲ +16.67%)	33 (▼ -32.65%)	35 (▲ +6.06%)	38 (▲ +8.57%)	29 (▼ -23.68%)	36 (▲ +24.14%)





Diolch  
Thank you

[www.violencepreventionwales.co.uk](http://www.violencepreventionwales.co.uk)

Dr Alex Walker

Alex.Walker2@wales.nhs.uk